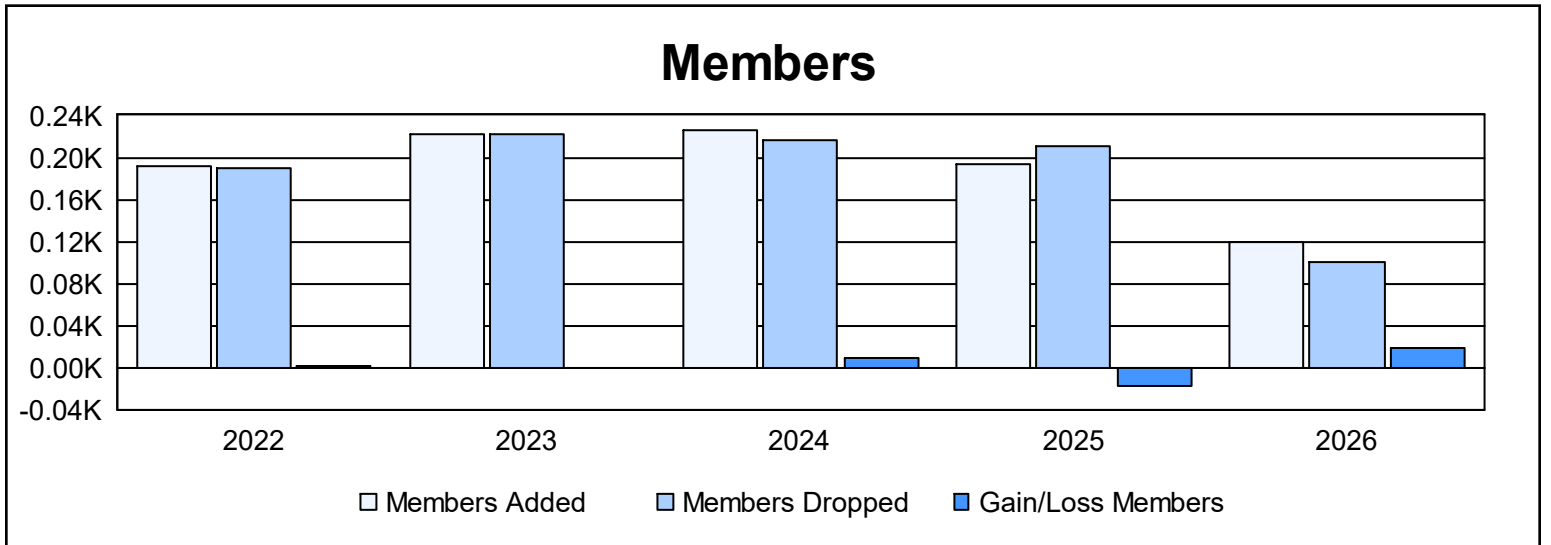
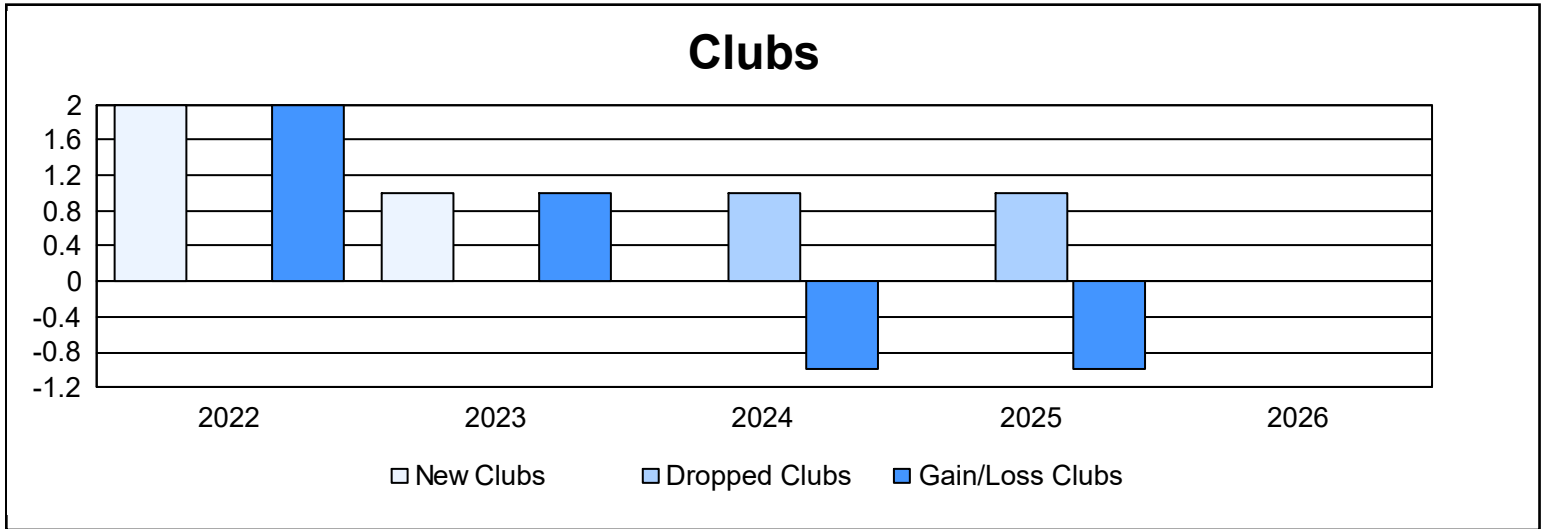
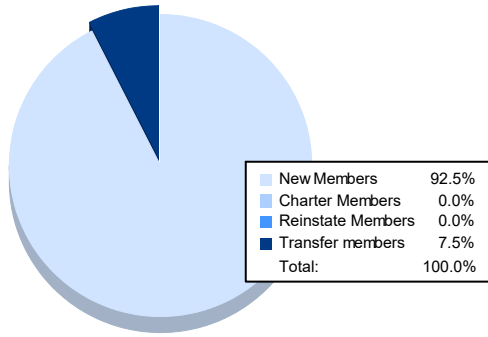


| Year | New Clubs | Dropped Clubs | Gain/ Loss Clubs | New Members | Charter Members | Reinstate Members | Transfer Members | Total Member Added | Total Members Dropped | Gain/ Loss Members |
|----------------|-----------|---------------|------------------|-------------|-----------------|-------------------|------------------|--------------------|-----------------------|--------------------|
| 2021-2022 | 2 | 0 | 2 | 136 | 40 | 3 | 12 | 191 | 189 | 2 |
| 2022-2023 | 1 | 0 | 1 | 180 | 29 | 6 | 7 | 222 | 222 | 0 |
| 2023-2024 | 0 | 1 | -1 | 188 | 7 | 7 | 24 | 226 | 216 | 10 |
| 2024-2025 | 0 | 1 | -1 | 175 | 0 | 2 | 17 | 194 | 211 | -17 |
| 2025-2026 | 0 | 0 | 0 | 111 | 0 | 0 | 9 | 120 | 101 | 19 |
| Average | 1 | 0 | 0 | 158 | 15 | 4 | 14 | 191 | 188 | 3 |



Membership Composition March 2026 Cumulative



Gender Composition March 2026 Cumulative

